




Swiss Life Preferred Plus

NEW AUTHENTICATION PROCEDURE

Why change the authentication procedure?

-  **Enhanced account protection**
Strongest two-factor authentication protection against phishing
-  **Easy to use**
Simple, one-time enrolment process
-  **Convenient for users**
Use the phone which is already in your pocket

First login to Swiss Life Preferred Plus

Connect to <https://preferredplus.swisslife.com> (Firefox or Google Chrome recommended) and follow the below secure procedure:

- 1 Fill in your username
- 2 Enter the email address associated with your account
 - 1 You will receive an email with a link to continue the login procedure only if the username and the given email address match
- 3 Check your mailbox and click on the link provided to continue the login procedure
- 4 Set your password
 - 1 Password requirements:
 - minimum 10 characters
 - minimum 2 digits
 - minimum 1 special character
 - minimum 2 letters (at least one uppercase and one lowercase)
- 5 You will be redirected to the authentication platform
 - 1 Install an authentication app on your mobile phone (such as Microsoft Authenticator, Authenticator or 2FA Authenticator)
 - 2 Scan the QR code on the screen using your mobile phone to link your Swiss Life Preferred Plus account to the authentication app
 - 3 Input the 6-digit code that the authentication app generates on the authentication platform to log in to Swiss Life Preferred Plus
- 6 Accept the General Conditions of accessibility and use

From next connection onward

Follow the secure 3-step procedure:

- 1 Enter your username
- 2 Enter your password
- 3 Launch the authentication app on your mobile phone and input the 6-digit code generated in the authentication platform